

Quanto monopipe EQZ

for internal and industrial measurements



Technical characteristics quanto monopipe EQZ

- Principle of velocity measurement
- For internal measurement (without verification)
- Sizes Q 16 up to Q 400
- Connections DN 40, 50, 80 and 100
- Different Q-sizes per nominal width:
 - DN 40: Q 16 up to Q 65
 - DN 50: Q 16 up to Q 100
 - DN 80: Q 65 up to Q 250
 - DN 100: Q 100 up to Q 400
- Operational Pressure max. 6 bar
- Meter without monopipe fitting can be calibrated
- Pressure extraction connection inside the meter
- Counting device is in a gas-free space
- Low starting value
- High measurement stability and operational security due to high-quality, wear-resistant components; self-lubricating ball bearings
- Designed for simple servicing (measurement-cartridge principle)

- Standard integrated flow strainer
- Short straight inlet lengths (2 × DN)
- Operation temperature range:
 - gas temperature –10°C up to +60°C
 - ambient temperature –20°C up to +70°C

Options

- Over-run brake: mechanical over-run brake without measuring range restriction for intermittent operation
- Pulse generators:
 - 2 × LF-IPG, 1 × can be retrofitted without breaking the manufacturing seal
 - MF-IPG
 - HF-IPG
- Temperature sensor pockets in the monopipe fitting

Mounting and maintenance

- Mounting/dismounting of the meter element possible without disconnecting the monopipe fitting
- The monopipe fitting remaining in the pipe network enables mounting/dismounting of the meter element without tension from the pipe network
- Can be installed in any position from horizontal to vertical (turbine axis not suspended and roller counter axle always horizontal)

Norms

- Developed and produced according to Quality Standard ISO 9001

GWF

The benchmark in metering technology

Technical data quanto monopipe EQZ

DN (mm)	Size	Load range		Pressure P_{max} (bar)	Pulse generators (option)			
		Q_{min} (m ³ /h)	Q_{max} (m ³ /h)		LF 1 pulse = m ³	2nd LF 1 pulse = m ³	MF 1 pulse = m ³	HF approx. f at Q_{max} (Hz)
40/50	Q 16	3	25	6	1	1	0,01	350
40/50	Q 25	4	40	6	1	1	0,01	550
40/50	Q 40	5	65	6	1	1	0,01	850
40/50	Q 65	6	100	6	1	1	0,01	1300
50	Q 100	10	160	6	1	1	0,01	1300
80	Q 65	10	100	6	1	1	0,01	200
80	Q 100	12	160	6	1	1	0,01	320
80	Q 160	15	250	6	1	1	0,01	500
80	Q 250	20	400	6	1	1	0,01	800
100	Q 100	13	160	6	1	1	0,01	280
100	Q 160	15	250	6	1	1	0,01	440
100	Q 250	20	400	6	1	1	0,01	380
100	Q 400	25	650	6	1	1	0,01	610

Over-run brake

Quanto monopipe without over-run brake



Quanto monopipe with over-run brake NLB



Pulse generators

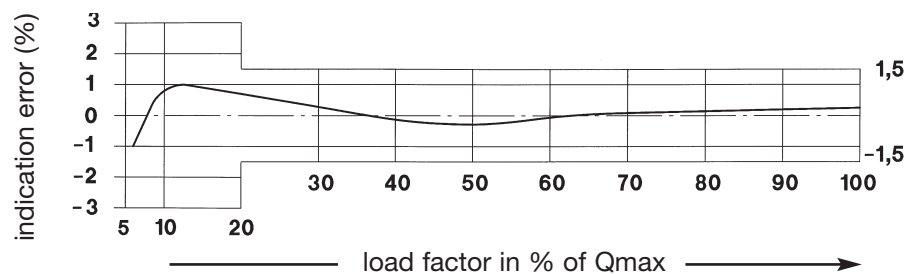
Connection of LF-, MF- as well as HF-pulse generators



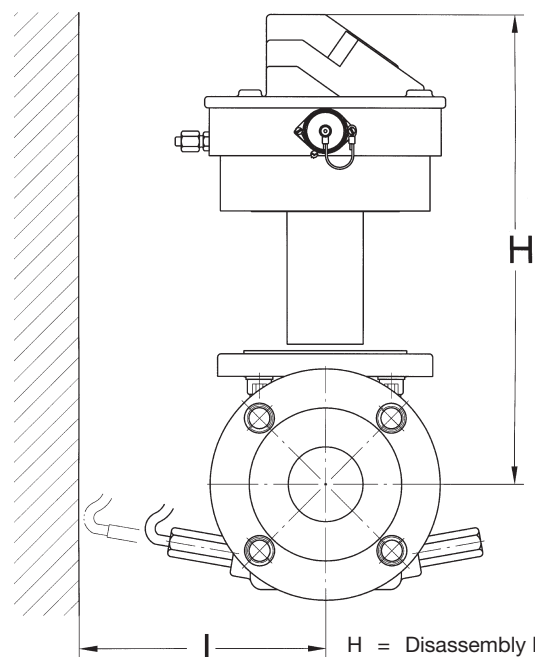
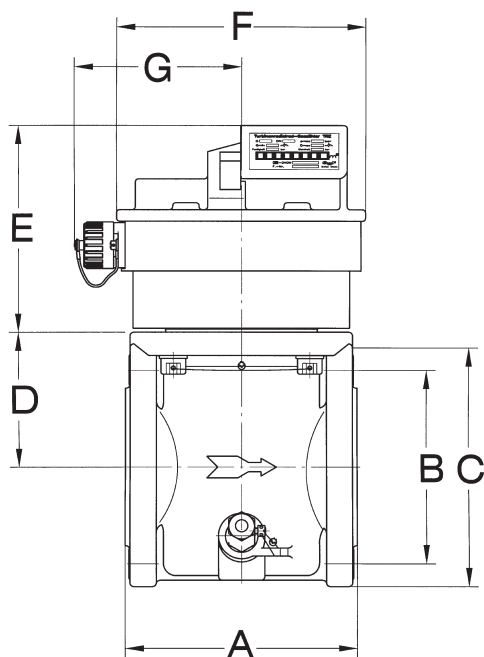
LF-pulse generator can be fitted by user without breaking the manufacturing seal



Error curve



Dimensional drawings



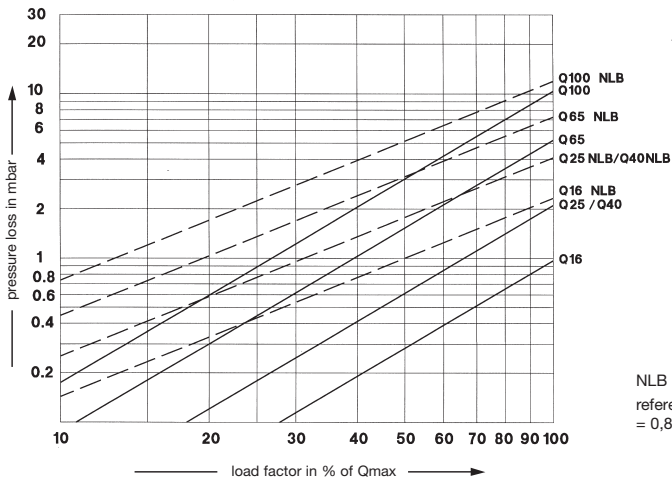
H = Disassembly height with over-run brake
I = recommended wall distance

Dimensions and weights of the monopipe fitting and the quanto monopipe EQZ

Monopipe fitting EAS				Dimensions (mm)									Weight (kg)	
Art. No.	Pipe connection	To meter	Thread (G) Flange (F)	A	B	C	D	E	F	G	H	I	Meter element	EAS
82.50038	G 1 1/2"	DN 40	PN 4 - G	140	-	-	87	134	161	109	332	150	3,3	5,5
89.500014	G 2" *	DN 50	PN 4 - G	185	-	-	70	136	161	109	-	150	3,3	3,1
82.50039	G 2"	DN 50	PN 4 - G	185	-	-	87	134	161	109	332	150	3,3	5,8
82.5036	DN 50	DN 50	PN 16 - F 4-hole	150	125	165	87	134	161	109	332	150	3,3	10
89.5038	DN 65	DN 50	PN 16 - F 4-hole	340	145	185	87	134	161	109	332	150	3,3	13
89.5039	DN 80	DN 50	PN 16 - F 8-hole	380	160	200	87	134	161	109	332	150	3,3	16
82.8036	DN 80	DN 80	PN 16 - F 8-hole	240	160	200	120	150	190	115	423	200	5,9	16
82.0036	DN 100	DN 100	PN 16 - F 8-hole	300	180	220	130	170	220	125	460	200	9,1	24,2
EAS with 2 integrated pockets for temperature sensors				Dimensions (mm)									Weight (kg)	
82.5030	G 1 1/2"	DN 40	PN 4 - G	140	-	-	87	134	161	109	332	200	3,3	5,7
82.5029	G 2"	DN 50	PN 4 - G	185	-	-	87	134	161	109	332	200	3,3	6
82.5037	DN 50	DN 50	PN 16 - F 4-hole	150	125	165	87	134	161	109	332	200	3,3	10,2
82.8037	DN 80	DN 80	PN 16 - F 8-hole	240	160	200	120	150	190	115	423	250	5,9	16,2
82.0037	DN 100	DN 100	PN 16 - F 8-hole	300	180	220	130	170	220	125	460	250	9,1	24,4

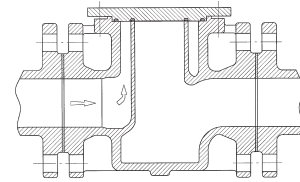
* Only for meters without over-run brake

Pressure loss meter DN 40/50

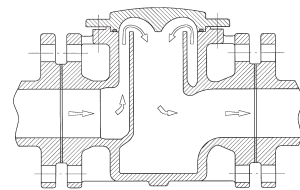


Application fields

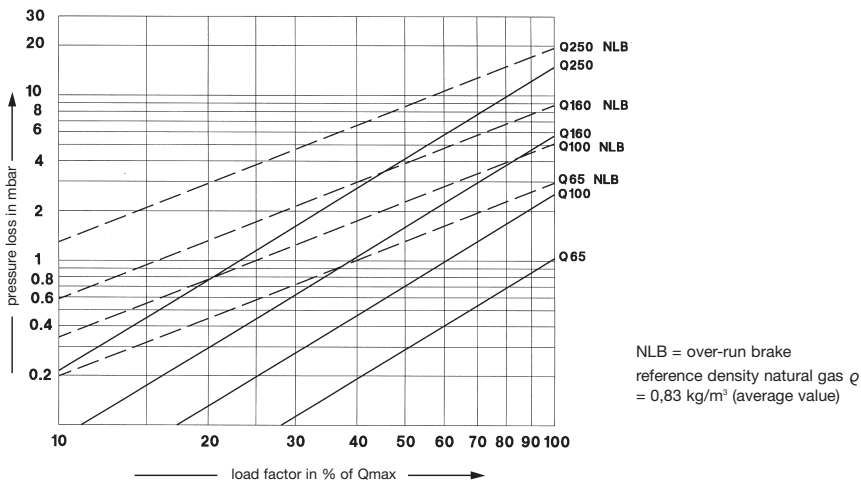
Prepared measuring point with lid cap:
→ no gas flow!



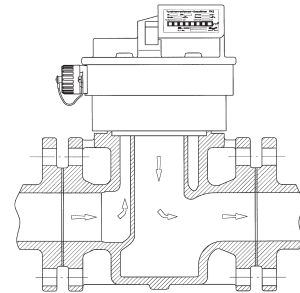
Prepared measuring point with overflow cap:
→ gas is flowing!



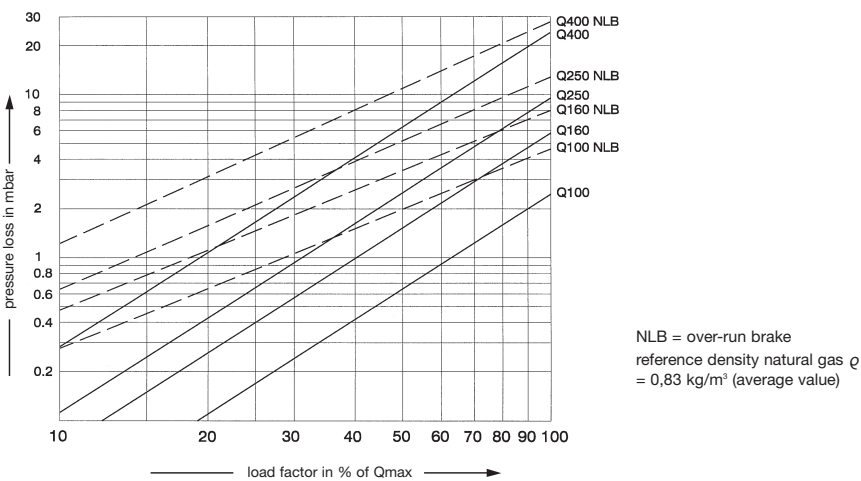
Pressure loss meter DN 80



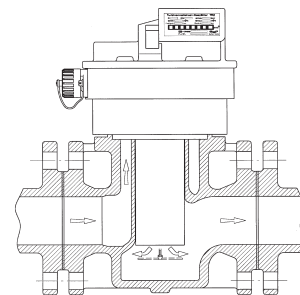
Operative measuring point with gas meter without over-run brake:



Pressure loss meter DN 100



Operative measuring point with gas meter with over-run brake:



GWF

The benchmark in metering technology

Authorised Channel Partner in India

Universal engineers

BE-200, Lane No. 6,
Hari Nagar, New Delhi -110064
Tel./Fax : 91-11-25127461, 25496072, 9958004710
GSM: 9810269366, 9810589043
E-mail: dynamic6@vsnl.com, contact@ues.net.in
www.ues.net.in